



SHORELINE VINYL SYSTEMS

Curved Vinyl Railing Profile Specifications

Please Note:

- The minimum radius for top and bottom rail bends is 36 inches. Our standard sizes are 36, 48 and 60 inches; please call for information on other sizes.
- Bottom rails are available with or without aluminum reinforcement.
- **The buyer is solely responsible for meeting all applicable regulatory building and safety codes related to installation and reinforcement.**

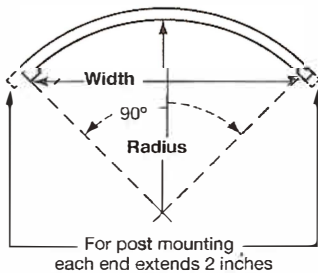
How to Measure Standard Bends

The width of a bend is measured from inside corner to inside corner.

36" radius = 50-15/16"

48" radius = 67-7/8"

60" radius = 84-7/8"



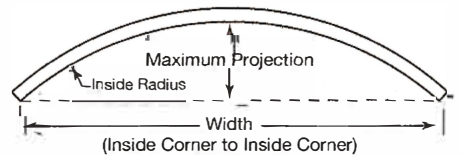
How to Measure Custom Bends

To determine the inside radius of your custom bends, we need two measurements:

- 1. Width of the bend:**
Measure straight across between the inside corners of the area where the bend will be placed: post-to-post, the edges of a deck, etc.
- 2. Maximum projection of the bend:**
Measuring in a straight line across the width, find the center of the width (1/2 the width). From the center of the width, measure to the inside of the arc.

Templates

We will accept templates that provide as much dimensional information as possible: profile size, offset measurement from edge of deck to edge of railing, post locations, projection, etc.



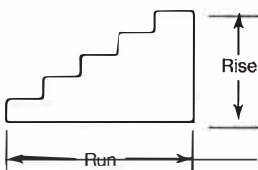
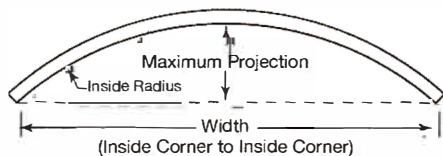
How to Measure Stair Railing

To determine the inside radius of your bends, we need three measurements:

- 1. Width of the bend:**
Measure straight across between the inside corners of the area where the bend will be placed: post-to-post, the edges of the railing, etc.
- 2. Maximum projection of the bend:**
Measuring in a straight line across the width, find the center of the width (1/2 the width). From the center of the width, measure to the inside of the arc.
- 3. Rise over run – slope:**
Measure the rise over the run, from beginning to end of the bend, to determine picket placement throughout the bent rail.

Templates:

We will accept templates that provide as much dimensional information as possible: profile size, projection, width (from post to post), rise/run or slope, etc.



Stair Rail—Please Note:

Bends will be produced on a case-by-case basis to be determined by dimensions. The minimum radius for stair rail is 8 ft.

